

ISA™

Invacare Stand Assist



Designed for independence, safety and comfort

FLEXIBLE | ADJUSTABLE | ERGONOMIC



An evolution in stand assist lifters

The *Invacare ISA* stand assist lifter is designed to support active transfers for people who have some weight bearing ability, but are unable to raise themselves into a standing position unaided.

A focus on flexible adjustment enables the *ISA* to achieve a natural pattern of movement. By adapting to the needs of a wider range of body types, this innovative stand assist can be adjusted to each individual without compromising on the ergonomic function of the lift.

Designed to offer family members and carers a highly efficient lift, the new *ISA* has a **compact, curved base dimension** and has an **optimised product weight**. An emphasis has been placed on intuitive design to make the *ISA* as easy to use as possible for carers and family members.

Dismantling this product can be done without any tools, making transportation quick and easy.



Designed to offer the best lifting experience for person and carer

The *ISA* features many options and accessories to adapt the lifter ergonomics to a wide variety of **body shapes and heights**, making this a practical choice for use in the Community or Residential Care environments, and in situations where the lifter may be used for multiple people.

Design features for those being transferred

- ▶ **Ergonomic hand grips:** fits the natural shape of the hand and wrist. Helpful for those with limited dexterity.
- ▶ **Extendable lifting arm:** different length settings to suit various body shapes and heights and maximise ergonomics for an active transfer.
- ▶ **Lower leg support:** a wide range of settings to comfortably fit many different leg lengths.
- ▶ **Foot plate:** optional footplate heights for further adaptation of the base to accommodate different body heights.

Design features for carers and families

- ▶ **Push bar:** shape and dimension based on an average elbow height and shoulder width, to ensure smoothness and ease when manoeuvring.
- ▶ **Foot pedal:** with anti-slip material and large surface, plus an optional hand lever for easy manual leg opening.

NEW

**EXCLUSIVE
FEATURES**

Extendable lifting arm

- ▶ The **TelescoLift** can be adjusted to nine different length positions to offer optimised sling application and ergonomic transfers for many body shapes and heights.

Ergonomic hand grips

- ▶ The unique design perfectly fits the natural shape of the hand for a secure grip.

Lower leg support

- ▶ The lower leg cushion provides six height positions with a swivel **ErgoSupport** for **optimum comfort** and **protection** of the vulnerable knee and calf area. The Ergo support may benefit those who have chronic pain or limited range of movement in their knee joint.

Additional and Optional features

- ▶ **Foot plate:** three heights available with removable heel block and round shape for approaching furniture. Standard model includes intermediate size.
- ▶ **Push bar and foot pedal:** ergonomic shape for easy lifter operation.
- ▶ **Sling hooks:** flexible and secured hooks for a quick intuitive sling attachment.
- ▶ **Leg band:** padded optional accessory for extra comfort. Easy to exchange and washable. Suitable for those who find it difficult to keep their feet in a fixed position.
- ▶ **Curved legs:** ergonomic shape for easy manoeuvring around chairs and toilet bases.



3 key features and benefits



◀ **Ergonomic hand grips**
Positioning the hands in a natural, comfortable and intuitive way

- Special shape with a curved angle, offering a more natural position for the hand.
- Adapted width for the average shoulder dimension, for minimal body strain.
- Soft touch material for comfort during transfer.



◀ **Extendable lifting arm** **PATENT PENDING**
Adapting the lifter to provide a natural pattern of movement and active transfers for many body shapes and sizes.

- One flexible lifter with nine length positions, for lifting various body sizes.
- Easy to access lever with a self-locking mechanism for a fast and secure lift.
- The first position is very compact for easy storage.



◀ **Lower leg support** **PATENT PENDING**
Maintaining the lower legs with maximum comfort

- Simple one hand height adjustment with six positions, no tools required.
- Smooth foam cushions that can be easily replaced when needed.
- ErgoSupport as standard, which follows the natural lower leg movement as lifter is raised, for optimum comfort.

Introducing the **ISA** Family

A versatile stand assist lifter offering a natural pattern of movement for active transfers



ISA COMPACT

Compact footprint with high flexibility

Weight (max safe working load) 140kg

User height (recommended size range) 1400-1800mm

ISA STANDARD

Many options for high flexibility.

160kg

1500-1900mm

ISA XPLUS

Superior care to those plus size clients.

200kg

1400-2000mm

A range of configurations are available to meet the needs of your carer and client, such as mechanical or electrical leg opening, a fixed or swivelling lower leg support, different foot plate heights and several electronics options.

Available optional accessories:







- ▶ Two stand assist slings: Stand Assist and Transfer Stand Assist, which has additional leg support
- ▶ Leg band for improved stability
- ▶ Protective covers for legs
- ▶ Electronics: wall charger
- ▶ Footplate for shorter and taller individuals.






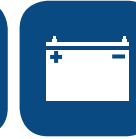



Technical data ▼

For more comprehensive pre-sales information about this product, including the product's user manual, please visit www.invacare.co.uk

All measurements are taken with 100 mm castors, intermediate foot plate and 80kg person.
All measurements are taken with a tolerance of +/-3%.

	 Safe working load ▼	 Base length ▼	 Base width ▼	 Inside width legs closed ▼	 Inside width legs opened ▼	 Turning diameter ▼
ISA COMPACT	140 kg	925 mm	535 mm	405 mm	735 mm	1060 mm
ISA STANDARD	160 kg	1080 mm	635 mm	495 mm	960 mm	1260 mm
ISA XPLUS	200 kg	1280 mm	640 mm	480 mm	1020 mm	1430 mm

	 Product total weight ▼	 Max height (with lifting arm shortened / extended) ▼	 Lifting range (with lifting arm shortened / extended) ▼	 Ground clearance ▼	 Height of legs* ▼	 Lifting speed ▼	 Working ability (lifts per charge)* ▼
ISA COMPACT	43 kg	1650 / 1800 mm	505 / 675 mm	35 mm	115 mm	46 mm/s	82
ISA STANDARD	48 kg	1650 / 1800 mm	505 / 675 mm	35 mm	115 mm	46 mm/s	82
ISA XPLUS	52 kg	1650 / 1800 mm	505 / 675 mm	35 mm	115 mm	46 mm/s	82

* With battery charge between 100% to 50%

Frame colour ▼



Light Grey:
mast, boom and lifting arm
RAL: 7035



Anthracite Grey:
base, legs and push bar
RAL: 7016

Please note: colours may vary slightly from those displayed above.

Regulatory data ▼



Warranty ▼

5 year warranty:
Frame
Actuator
Control box

2 year warranty:
Handset

1 year warranty:
Battery



Safe Patient Handling

www.safepatienthandling.co.uk

Invacare Limited
Pencoed Technology Park - Pencoed
Bridgend CF35 5AQ - United Kingdom
Tel: +44 1 656 776 222
Fax: +44 1656 776 220
E-mail: uk@invacare.com
Sales Order E-mail: ordersuk@invacare.com
www.invacare.co.uk

Invacare Ireland Ltd
Unit 5 - Seatown Business Campus
Seatown Road - SWORDS
County Dublin - Ireland
Tel. +353 1 8107084
Fax +353 1 8107085
Email: Ireland@invacare.com
www.invacare.ie

